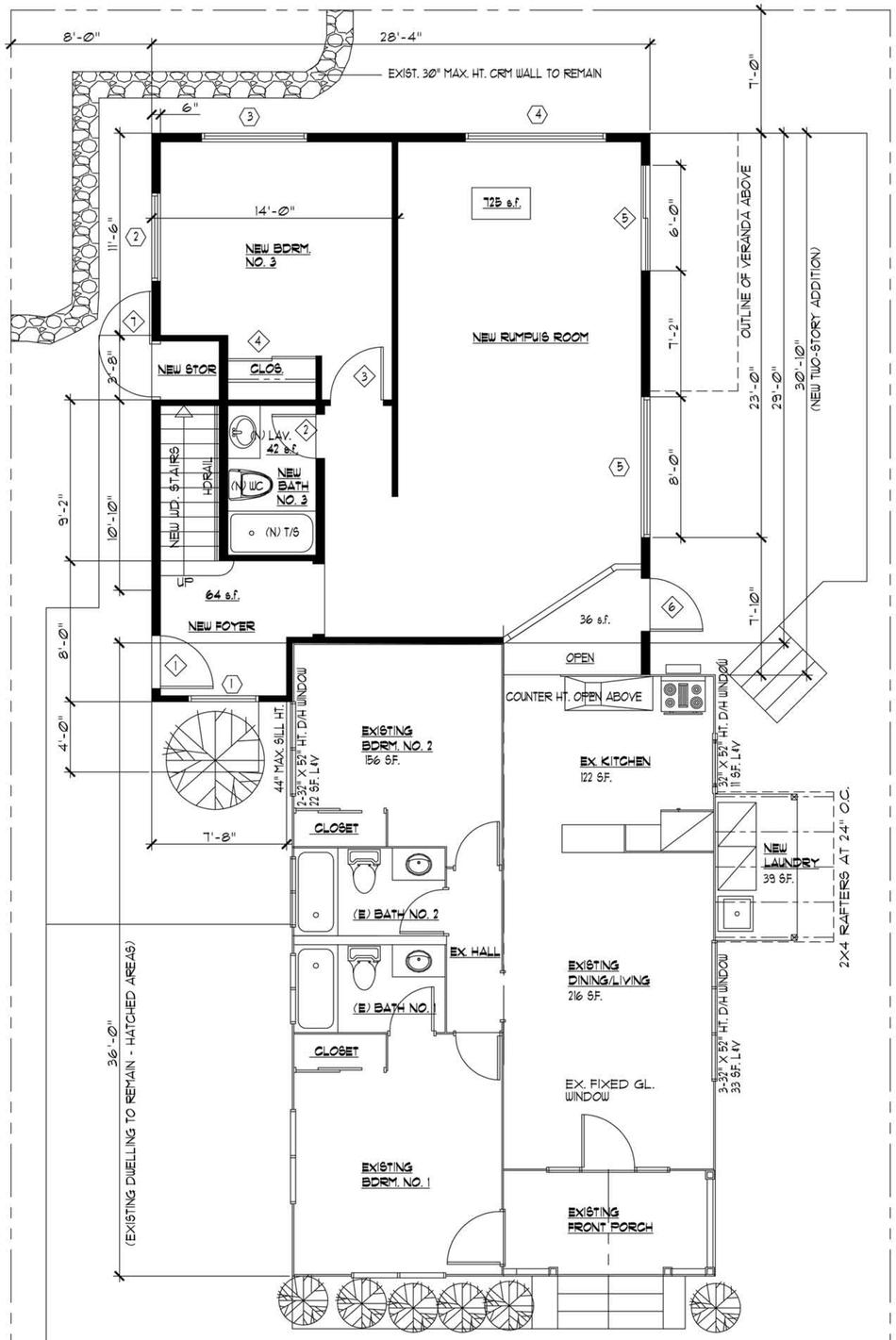

A A002 PROPOSED LOWER FLOOR PLAN
SCALE : 1/4" =1'-0"

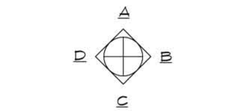

KEY TO INTERIOR ELEVATIONS

KEY TO EXTERIOR ELEVATIONS

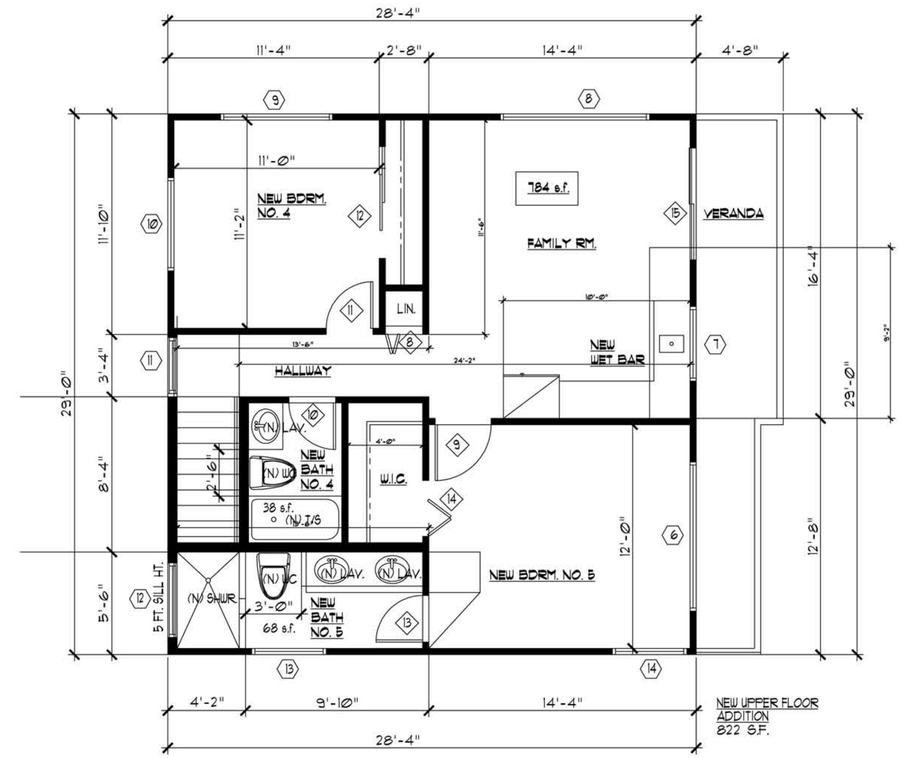

B A002 PROPOSED UPPER FLOOR PLAN
SCALE : 1/4" =1'-0"

NOTE: A

CONTRACTOR SHALL CHECK AND VERIFY ALL DIMENSIONS AND CONDITIONS AT JOB SITE EXISTING AND PROPOSED . BEFORE PROCEEDING WITH WORK, WHERE DETAILED INFORMATION IS LACKING OR ANY DISCREPANCY IS FOUND NOTIFY PLAN MAKER. THE DRAWINGS ARE INTENDED TO SHOW GENERAL ARRANGEMENT DESIGN AND THE EXTENT OF THE WORK AND ARE PARTLY DIAGRAMMATIC. THEY ARE NOT INTENDED TO BE SCALED FOR ROUGHING IN MEASUREMENTS OR TO SERVE AS SHOP DRAWINGS.

NOTE "B" :

EMERGENCY EGRESS WINDOWS:
5.7 S.F. MINIMUM
NET CLEAR OPENING SHALL BE:
20" MIN. WIDTH
24" MIN. HEIGHT
44" MAX. SILL HT.

TYPICAL WALL LEGEND:

2X4 STUD WALL (2X6 AT PLUMBING WALL AND LOWER FLOOR PERIMETER WALL) SPACED @ 16" O.C. W/ 1/2" THK. GYP. BD. INTERIOR & T1-11 EXTERIOR SIDING W/ "TYVEK" BUILDING WRAP ALL AROUND PERIMETER WALL

EXIST WALL TO REMAIN

4X4 WOOD POST (U.N.O.)

REVISION

DDC DRAFTING SERVICE LTD.
3438 KEPUHI STREET, HONOLULU HAWAII 96815
E-Mail Address : DDCDRAFT@AOL.COM
Tel. No. (808) 372-8515

UPPER FLOOR PLAN
LOWER FLOOR PLAN

NEW TWO-STORY ADDITION TO THE EXIST. SFD FOR:
MR. & MRS. DAVID & NAYANA CAMPOS
AT : 1009 2ND AVE. HONOLULU HAWAII 96816
T.M.K. :3 -2 - 009 : 040

Date	2/12/15
Scale	AS NOTED
Drawn	DDC
Job	2ND AVE.
Sheet No	A002
of - Sheets	